

# CAMEO design Prospero Rasulo



120 x 50 x h14 piano 46

**Lavabo in ceramica da appoggio e sospeso con troppo pieno nascosto. Piletta esclusa.**

Countertop and Wall-Hung ceramic washbasin with hidden overflow. Drain not included.

**Colorazioni/Colours**



Codice/Code

CML08[ ]A

**Lavabo**  
Washbasin

**Installazione**  
Installation



**Appoggio**  
Countertop



**Sospeso**  
Wall-hung

**Troppo pieno**  
Overflow



**Troppo pieno nascosto**  
With hidden overflow

**Piletta**  
Drain



**Up & Down**  $\varnothing$  8 cm  
Up & Down  $\varnothing$  8 cm

**Dimensioni**  
Dimensions



120 x 50 x 14h cm

**Peso**  
Weight



36,10 kg

**Capienza vasca**  
Tank capacity



10,00 Lt

**Pallet**



100 x 120 x 120h **8** pz.  
100 x 120 x 220h **12** pz.  
80 x 120 x 180h **6** pz.

**Fissaggi**  
Hardware



**Inclusi**  
Included



**Senza foro** CML08[ ]A  
No tap Hole

**Lavabo**  
Washbasin



**1 Monoforo** CML08[ ]/1A  
1 Tap Hole



**3 Fori** CML08[ ]/3A  
3 Tap Holes

**Obbligatoria/Compulsory**  
Codice/Code : PI4FC[ ]A



**Piletta Scarico libero in abs cromato con tappo in ceramica quadrato  $\varnothing$  8 cm**  
Chromed abs Free-overflow drain with square ceramic plug  $\varnothing$  8 cm

**Accessori/Accessories**  
Codice/Code: SI1TOCRA

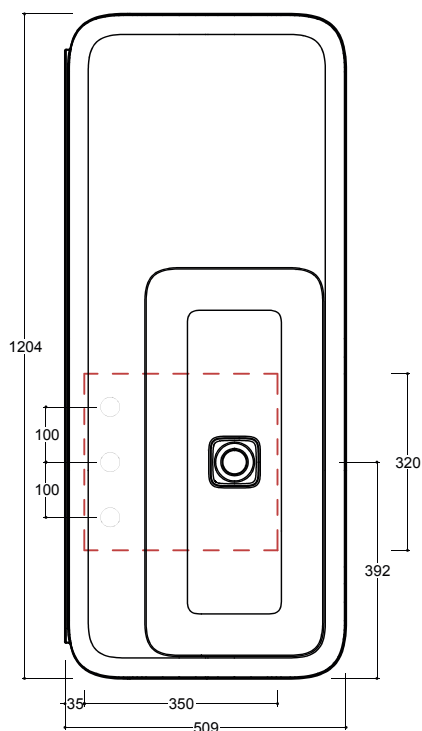
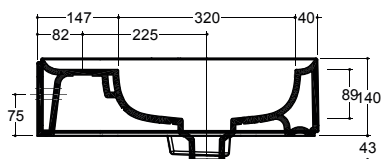


**Sifone tondo in ottone cromato per lavabo**  
Round siphon in chrome-plated brass for washbasin

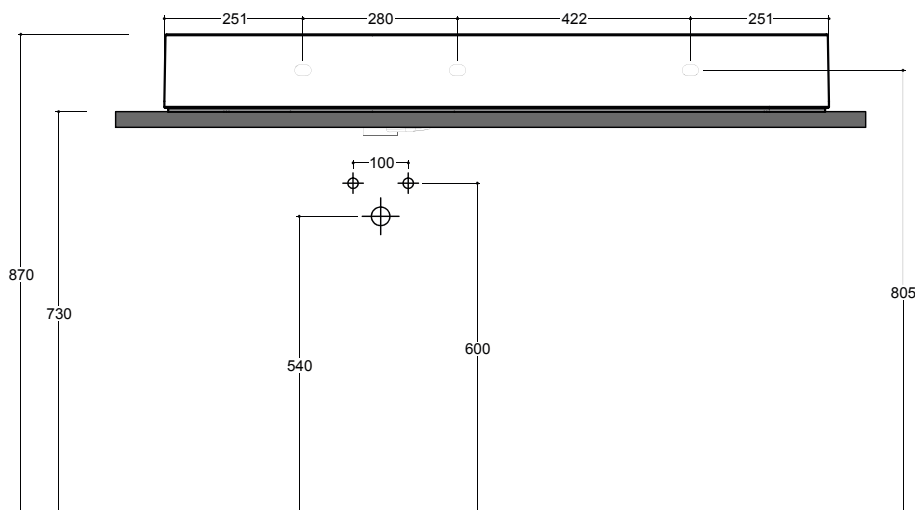
CE EN 14688 - CL10

**Lavabo**  
Washbasin

**Appoggio / Sospeso**  
Countertop / Wall-hung



■ Dima di taglio



**NB** Le misure indicate possono subire una variazione dello 0,8 % circa, dovuta ad un-usura degli stampi o a piccole variazioni delle caratteristiche tecniche relative alle materie prime che compongono l'impasto.  
**NB** Dimensions shown are subject to a variation of about 0,8 %, due to wear of molds or because of small changes in the technical specification of the raw materials of the dough.

**ATTENZIONE** le quote di installazione si riferiscono ad un impianto standard, sono generiche ed indicative. Si consiglia di adattare le quote in base alle esigenze del cliente.  
**ATTENTION** the installation sheets refer to a standard system, they are generic and indicative. We recommend adapting the dimensions according to customer needs.

LUGLIO 2019