

# CAMEO design Prospero Rasulo



60 x 28 x h14

**Lavabo in ceramica da appoggio e sospeso senza troppo pieno. Piletta esclusa.**

Countertop and Wall-Hung ceramic washbasin without over-ow. Drain not included.

Colorazioni/Colours



Codice/Code

CML01[ ]A

**Lavabo**  
Washbasin

**Installazione**  
Installation



**Appoggio**  
Countertop



**Sospeso**  
Wall - hung

**Troppo pieno**  
Over-ow



**Senza troppo pieno**  
Without over-ow

**Piletta**  
Drain



**Scarico libero** Ø8 cm  
Free-ow Ø8 cm

**Dimensioni**  
Dimensions



60 x 28 x 14h cm

**Peso**  
Weight



11,60 kg

**Capienza vasca**  
Tank capacity



4,00 Lt

**Pallet**



100 x 120 x 120h 21 pz.

100 x 120 x 220h 45 pz.

80 x 120 x 180h 30 pz.

**Fissaggi**  
Hardware



**Inclusi**  
Included

**Smaltatura**  
Enamelled



**4 Lati**  
4 Sides



**Senza foro** CML01[ ]A  
No tap Hole

**Lavabo**  
Washbasin



**1 Monoforo dx**  
1 Tap Hole dx

CML01[ ]/IDA



**1 Monoforo sx** CML01[ ]/ISA  
1 Tap Hole sx

**Obbligatoria/Compulsory**  
Codice/Code : PI4FC[ ]A



**Piletta Scarico libero in abs cromato con tappo in ceramica quadrato Ø8 cm**  
Chromed abs Free-ow drain with square ceramic plug Ø8 cm

**Accessori/Accessories**  
Codice/Code: SI1TOCRA

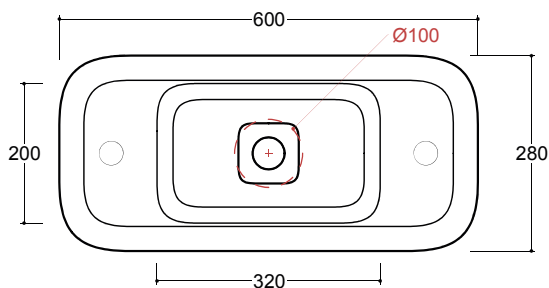
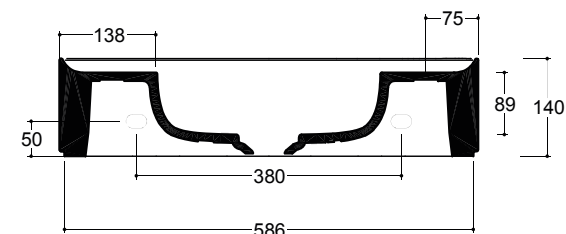


**Sifone tondo in ottone cromato per lavabo**  
Round siphon in chrome-plated brass for washbasin

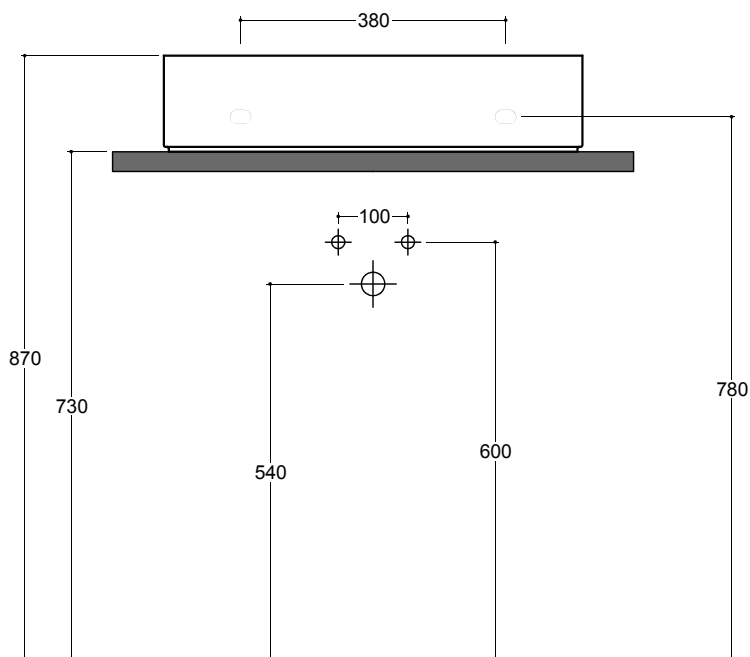
CE EN 14688 - CL00

**Lavabo**  
Washbasin

**Appoggio / Sospeso**  
Countertop / Wall-hung



■ Dima di taglio



**NB** Le misure indicate possono subire una variazione dello 0,8% circa, dovuta ad un-usura degli stampi o a piccole variazioni delle caratteristiche tecniche relative alle materie prime che compongono l'impasto.  
**NB** Dimensions shown are subject to a variation of about 0,8%, due to wear of molds or because of small changes in the technical specification of the raw materials of the dough.

**ATTENZIONE** le quote di installazione si riferiscono ad un impianto standard, sono generiche ed indicative. Si consiglia di adattare le quote in base alle esigenze del cliente.  
**ATTENTION** the installation sheets refer to a standard system, they are generic and indicative. We recommend adapting the dimensions according to customer needs.

LUGLIO 2019